

# English



# BRavi<sup>®</sup>

## PLATFORMS

THE ULTIMATE DRIVABLE LIFT PLATFORM





# THE ULTIMATE DRIVABLE LIFT PLATFORM

LEONARDO HD is the ultimate drivable lift platform: it is the only platform able to completely replace scaffoldings, ladders and traditional lifts on all trades on job sites with a height of up to 5mt (16ft), both in new constructions and renovation works.

One single piece of access equipment from start to finish all your trades on Institutional, Commercial and Health Care Building projects.



## USED GLOBALLY ACROSS A GROWING RANGE OF BUSINESS SECTORS

**Mechanical, Electrical & Plumbing Contractors:** Lighting, Heating/HVAC, Sprinkler, Decorations, Fit-out.

**Ceilings & Walls Contractor:** Drop, Acoustic, Metal and Texture Ceiling; Plaster board partitions; Wall Molding and Covering; Drywall and Insulation. **IT Services:** Structured Cabling; Analog, Voice, and VOIP Data Cabling; Distributed Antenna Systems; Security camera and monitors. **Plumbing Contractors. Panelized Slab Formwork,** Shuttering and striking, as well as reworking task and dismantling the shoring construction.

**Building maintenance:** changing lights, hanging banners, laying bricks, pouring concrete, changing signs, accessing utilities, cleaning and many other tasks, even over fixtures and shelving. Renovation Contracting, Painting contracting, Facilities management.



## SMART DRIVE ACCESS

Growth Hack your business with Bravi's intelligent approach to operational work spaces.

Discover a multipurpose platform vehicle designed to tick all the boxes.



## 1. Calculating Risk

# THE FUTURE BRINGS MORE COMPETITION

The construction industry is experiencing increasing competition, rising legal costs related to cost overruns and schedule delays, and decreasing profit margins.

With the cost of materials now the same for everyone, cost, quality and schedule are even more vital for any building company, not only to stay in business, but to be truly profitable. In this perspective, productivity growth and reduction in work related accidents are the key determinant of international competitiveness in the long term.

2. Using data to prevent downtime

# FALLS FROM LOW HEIGHT STATISTICS

## Statistics Concerning Falls from Low Heights

According to the World Health Organization, globally, falls are a major public health problem. An estimated 646 000 fatal falls occur each year, making it the second leading cause of unintentional injury death, after road traffic injuries. In the United States, each year, there are more than 164,000 emergency room-treated injuries and 300 deaths that are caused by falls from ladders. Falls from ladders are the leading cause of deaths on construction sites, most deaths are from falls of 10 feet or less.

By completely replacing non-self-propelled equipment on all trades on Institutional, Commercial and Health Care Building projects, the implementation of the use of LEONARDO HD is an effective preventive action to avoid fall accident at work and related socio-economic costs.

Contractors can finally put all push-around equipment away and create a more controlled environment that minimizes fall hazards while maximizing efficiency.





# PRODUCTIVITY

## 3. Traditional scaffolding Vs the Leonardo HD

When compared with traditional methods, such as non-self-propelled equipment, LEONARDO HD can allow the worker to double his output, in complete safety and comfort. The operator no longer wastes valuable energy climbing up ladders or manually moving the rolling scaffold and push-around lifts. And working, producing more, with less physical effort, is yet further incentive to work more.

$$A + Rn + D + Sq M = Xh$$

Example task to install 100 square meters (1075 square Feet) of suspended ceiling.

### NON SELF PROPELLED EQUIPMENT

**Assembly** = 30 min

**Repositioning:** 330 minutes (5.5 hours) 110 repositioning per 100 square meters.

**Dismantling** = 10 min

**Progress Work Time** = 17.34 hours (actual work completed)

**TOTAL 23.5 hours**

### SELF PROPELLED LEONARDO HD

**Assembly** = 0 min

**Repositioning:** 25 minutes (0.41 hours) 110 repositioning per 100 square meters .

**Dismantling** = 0 min

**Progress Work Time** = 12.59 hours (actual work completed)

**TOTAL 13 hours**

**PERI** SKYDECK

PERI 30-400

PERI 30-400

PERI 30-400

PORT.  
KG. 180 (1)



# ONE SOLUTION, ENDLESS POSSIBILITIES.

LEONARDO HD is extremely Agile even in very congested construction projects and stuffed operative environments, it allows many more units on the job site than regular mast/scissor lifts, to make workers more productive. Zero Turn, Ultra-compact design, Low weight, Spacious Platform and unmatched ground clearance: It is not just a single distinctive attribute that makes the difference, but a complex of unique features that all together make the product ideal for a higher number of applications than all other access products.



## ONBOARD DRIVE

- Inside ZERO turning radius
- Wheel lock system
- Active pothole protection
- Outstanding ground clearance
- Proportional joystick for movement, ascent and descent.
- Ergonomic design with rear lever enabling the functions, allowing for a comfortable, safe grip

## BATTERY LIFE & RECHARGING

A fully- charged battery will travel a total of over 7.4 miles (12 km), completing up to 250 ascent and descent cycles. Work can continue uninterrupted for a full day!

The on-board machine battery charger system automatically stops charging when complete. Battery charge status shown on board the machine. Now available also with the optional AGM Maintenance free 100Ah Batteries, that will provide a 30% longer battery life between charges.

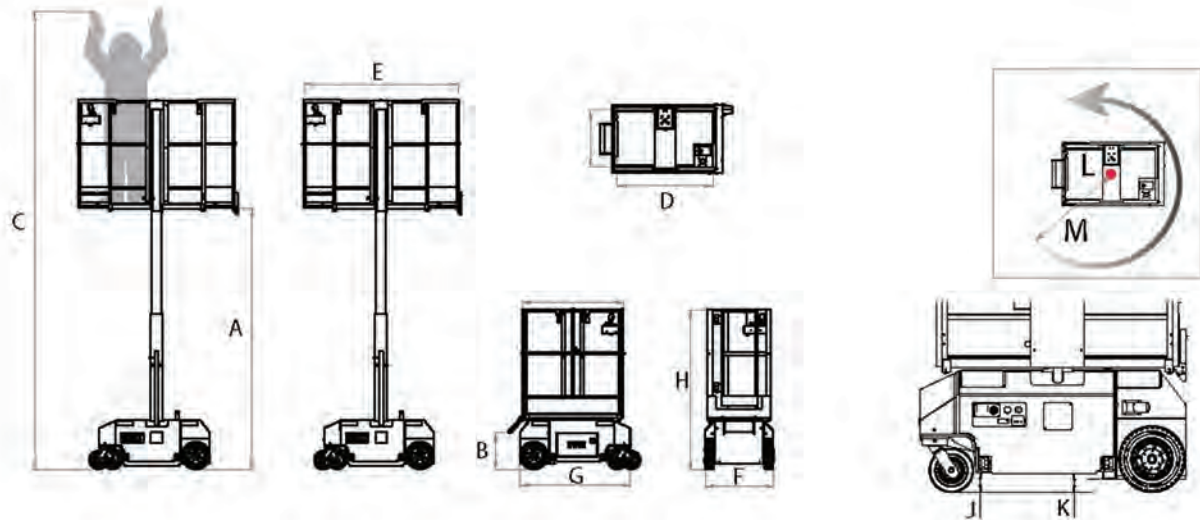
## ONE MAN ONE PLATFORM

The LEONARDO HD offers even more with a reduced working environment footprint. With a one man one platform scenario productivity is greatly amplified. The compact footprint and zero turn allows more lift platforms to access the work production area whilst keeping the benefits of health and safety standards intact. Materials can be loaded on the LEONARDO HD saving floor space with more room for tools and materials than regular Low Level Access.





The LEONARDO HD brings both flexibility and reliability to a gamma of activities and applications.



# TECHNICAL DETAILS



MEASUREMENTS	Metric	US
Platform Height	2900	A 9 ft 6 in
Entry Step	400	B 1 ft 3 in
Working Height	4900	C 16 ft
Platform Width	680	D 2 ft 2 in
Platform Length	1115	E 3 ft 9 in
Platform Length W/decks ext	1710	F 5 ft 6 in
Width	739	G 2 ft 4 in
Base Length	1192	H 3 ft 10 in
Height Stowed	1747	I 5 ft 8 in
Ground Clearance Front	92	J 3,6 in
Ground Clearance Middle	87	K 3,4 in
Platform Capacity w/ decks ext	180 kg	397 lbs

MEASUREMENTS	Metric	US
Rated Number of Occupants 		1
Rated Number of Occupants 		2
PERFORMANCE		
Drive Speed Stowed	3 km/h	1.9 mph
Drive Speed Elevated	0,6 km/h	0.35 mph
Inside Turning Radius	Zero	Zero
Outside Turning Radius	1253	4 ft 7 in
Gradeability	35%	35%
Raise/Lower Speed	16 / 21 sec	16 / 21 sec
Controls	One Hand proportional controller	
Tires	Solid Rubber, Non Marking	
POWER		
Power Source	110/230 V ca 24 V 12 Ah automatic	110/230 V ca 24 V 12 Ah automatic
Batteries	2- 12V 85 Ah	2- 12V 85 Ah
Hydraulic System Capacity	20 lt	5.3 gal
Unit Weight 	510 kg	1124 lbs
Unit Weight 	550 kg	1212 lbs
STANDARD COMPLIANT		
Ansi A92.6, CE Compliant, AS1418.10 (Int)		

## OUTDOOR VERSION (CE ONLY)

With the 'Leonardo Outdoor Edition', you can work outdoors in normal conditions, thereby extending the possible uses and increasing applications.

Ideal for:

- Construction of multi-storey buildings when the facades have not yet been built.
- General maintenance and cleaning

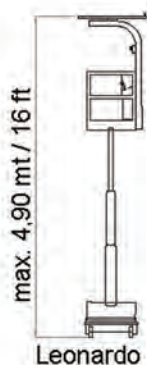
The Leonardo Outdoor Edition weighs just 555 kgs (1,221 lbs) and is exactly the same size with exactly the same functions as the LEONARDO HD standard version.






## SOLO GYPS TECHNICAL DETAILS

Installing drywall on a ceiling is usually at least a two-person project: SOLO GYPS greatly simplifies the positioning of panels, saving manpower and letting one man alone work the job. SOLO GYPS eliminates the manual dry-wall lifts and makes the job safer. Composed by a lightweight, electric powered track and detachable adjustable frame to hold and lift sheets, this simple yet ingenious attachment allow one man to lift panels without assistance. The setup of this device requires no tools and it is very fast. Once the job is completed, it is quickly removable for easy storage.

Total weight of the complete attachment: 45 Kg – 99.2 Lbs The cradle can be adjusted to hold panels long up to 3.65 mt (12ft) and lowers off the floor for easy panel loading. It can lift up to 40Kg (89Lbs).



	<i>Metric</i>	<i>US</i>
<b>A</b>	4200 mm	14 ft
<b>B</b>	4900 mm	16
	45 kg	99.2 lbs
	40 kg	89 lbs
	max 3650 mm	max 12 ft





## SKYDECK PANEL HOLDER

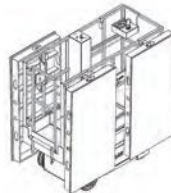
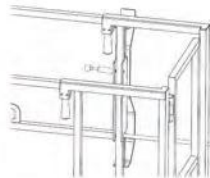
SKYDECK Panel Quantity Capacity: 1

Load Rating: 16Kg (35 Lbs)

Net Weight: 4,2 Kg (9,25Lbs)

SKYDECK panel Size: 150cm x 75cm x 12cm(4,9ft x 2,4ft x 0,39)

Maximum allowable: 3 (SKYDECK holders for each machine)





# **ARAG**

**ARAG Bau AG**

**Zinggen**

**6166 Hasle LU**

**[www.arag-bau.ch](http://www.arag-bau.ch)**

**Tel. 058 710 00 00**

## ***Baumaschinen-Rent***

**BRAVI<sup>®</sup>**  
**PLATFORMS**

THE ULTIMATE DRIVABLE LIFT PLATFORM

**BRAVIISOL DIVISIONE MECCANICA SRL**

**S.S. ADRIATICA, 16 KM 314,600 - 60022 CASTELFIDARDO (AN) ITALY**

**TEL. +39.071.7819090 - FAX +39.071.7819355**

**[WWW.BRAVI-PLATFORMS.COM](http://WWW.BRAVI-PLATFORMS.COM) - E-MAIL: [INFO@BRAVI-PLATFORMS.COM](mailto:INFO@BRAVI-PLATFORMS.COM)**