

English



MK Series Multi-Kit Processors

**9 Models for machines from 6 to 100 Tonnes
6 Different jaw kits cover all your demolition tasks**

printed from www.arag-bau.ch

ARAG
Baumaschinen-Rent


ARAG Bau AG
Zinggen
6166 Hasle LU
www.arag-bau.ch
Tel. 058 710 00 00

UK Dealers:
Northerntrack Ltd
Parkside Lane, Leeds, LS11 5TD
Tel: 0113-2762-300
www.northerntrack.com



		MK 7*	MK 10*	MK 13*	MK 15	MK 20	MK 25	MK 35	MK 50	MK 70
(1)	T.	6 - 14	9 - 18	15 - 25	18 - 25	25 - 35	35 - 45	45 - 60	55 - 78	75 - 100
Body	Kg.	410	600	795	1180	1465	1970	2150	3420	5020
H1**	mm.	810	1000	1055	1220	1330	1370	1375	1540	1720
	Bar	280	310	310	310	310	310	310	340	340
	L/Min.	80 / 150	150 / 250	180/250	180 / 250	200 / 300	250 / 350	300 / 400	400 / 500	450 / 600
Max.	Bar	140	140	140	140	140	140	140	140	140
Max.	L/Min.	10	10	10	10	10	10	10	30	30
Open & close		1,1/2,0	1,1/2,0	1,5/2,1	1,6/2,1	2,0/2,7	2,6/2,7	2,6/2,7	3,2/3,5	3,0/3,7



(*) Mechanical version
 (**) H = H1 + H2
 (1) Recommended excavator
 / attachment combination





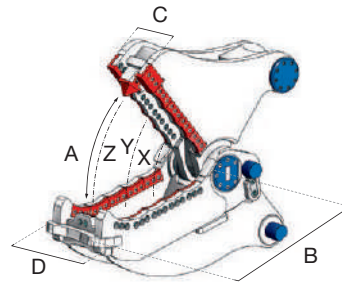

Pulverizer Jaw

		MK 7	MK 10	MK 13	MK 15	MK 20	MK 25	MK 35	MK 50	MK 70
Jaw	Kg.	250	410	635	680	1035	1270	1720	2940	3940
A	mm.	530	660	720	740	880	905	970	1100	1300
B	mm.	510	610	630	660	790	820	860	1030	1130
C	mm.	175	220	235	300	310	360	390	440	500
D	mm.	305	355	390	465	485	570	640	720	770
	mm.	140	140	180	220	260	260	260	260	325
H2**	mm.	660	780	870	890	1045	1100	1210	1440	1580
X	T.	75	85	125	190	205	290	330	400	535
Y	T.	41	60	65	100	125	135	180	220	285
Z	T.	30	40	50	65	80	105	115	140	190





		Steel Shear Jaw										Combi Jaw							
		MK 7	MK 10	MK 13	MK 15	MK 20	MK 25	MK 35	MK 50	MK 70	MK 10	MK 13	MK 15	MK 20	MK 25	MK 35	MK 50	MK 70	
 Jaw	Kg.	210	360	580	630	950	1240	1425	2290	2850	450	585	720	1090	1305	1780	2900	3890	
A	mm.	250	340	400	420	480	500	525	575	700	580	640	740	810	850	910	990	1160	
B	mm.	325	400	450	485	525	560	565	660	755	560	700	740	800	815	875	1065	1180	
C	mm.	65	75	80	100	120	130	130	135	165	100	100	110	130	130	130	175	185	
D	mm.	250	300	300	330	380	435	435	480	550	290	310	320	350	415	410	560	610	
	mm.	310	370	410	470	510	565	565	660	755	350	400	420	480	500	500	575	640	
H2**	mm.	545	630	725	775	890	935	990	1150	1300	800	920	1000	1125	1155	1255	1490	1640	
X	T.	175	250	310	380	515	720	740	875	1100	220	270	360	510	630	740	900	1010	
Y	T.	70	100	120	155	235	290	315	385	470	60	65	95	125	155	175	220	290	
Z	T.	40	60	75	85	125	145	160	205	240	40	50	60	80	105	115	140	185	



Universal Pulverizer Jaw

		MK 7	MK 10	MK 13	MK 15	MK 20	MK 25	MK 35	MK 50	MK 70
Jaw	Kg.	440	520	610	740	1000	1300	1590	2650	3390
A	mm.	380	420	445	500	635	550	720	900	1020
B	mm.	420	490	580	615	750	785	960	880	940
C	mm.	165	200	235	275	295	350	350	440	490
D	mm.	290	370	335	395	415	475	475	710	760
mm.	mm.	380	440	530	530	660	600	750	840	900
H2**	mm.	740	830	900	910	1080	1100	1280	1495	1630
X	T.	120	160	245	260	375	720	740	470	610
Y	T.	60	75	105	115	150	215	220	275	385
Z	T.	40	50	60	80	100	130	135	165	215





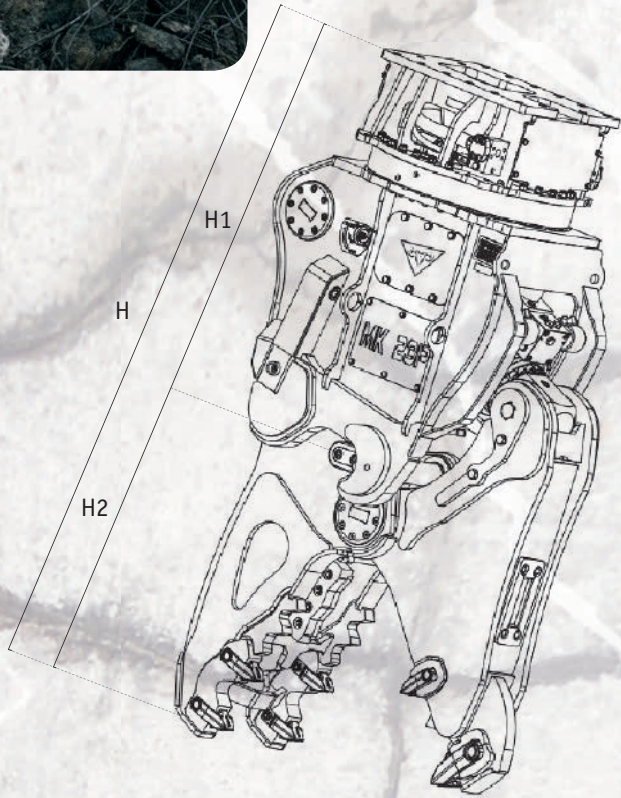

Plate Shear Jaw

Primary Demolition Jaw

		MK 10	MK 13	MK 15	MK 20	MK 25	MK 35	MK 50	MK 70	MK-7	MK 10	MK 13	MK 15	MK 20	MK 25	MK 35	MK 50	MK 70
Jaw	kg.	320	420	560	1000	1400	1750	1900	2360	360	435	575	680	1075	1235	1700	2750	3120
A	mm.	180	240	270	350	370	400	400	440	575	605	680	745	870	880	925	1010	1200
B	mm.	300	330	360	465	520	780	560	630	580	610	710	740	765	815	875	1070	1150
C	mm.	90	105	115	145	150	160	170	180	85	100	100	110	130	130	130	175	170
D	mm.	280	290	310	390	440	480	475	490	280	300	300	340	350	400	450	550	510
mm.	mm.	280	405	320	400	430	480	460	530	105	150	200	175	240	250	250	290	325
H2**	mm.	410	470	505	630	695	750	910	1020	705	810	925	1005	1125	1170	1275	1500	1640
X	T.	145	175	220	270	320	350	425	550	115	135	165	220	290	350	385	465	1100
Y	T.	90	130	150	200	225	230	305	440	50	60	75	90	130	150	180	220	270
Z	T.	75	90	110	140	160	170	210	270	35	40	50	65	85	105	115	140	175

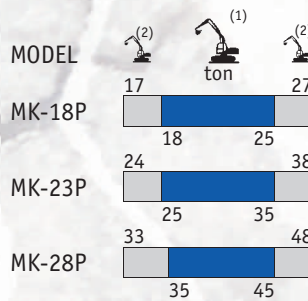


POWERBOOSTER MK SERIES



		MK-18P	MK-23P	MK-28P
	kg.	1335	1520	2015
H1**	mm.	1270	1330	1385
	bar	250	250	250
	l/min.	130 / 200	180 / 250	230 / 300
	bar	140	140	140
	l/min.	10	10	10

**H = H1 + H2

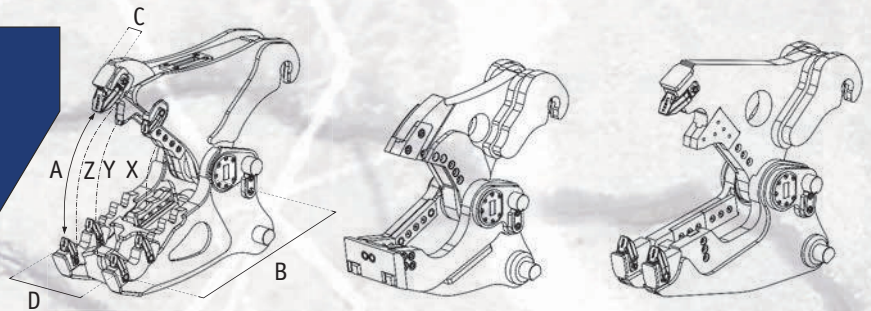


(1) Optimum excavator-equipment combination

(2) Possible excavator-equipment combination

ARAG ARAG Bau AG
Zinggen
6166 Hasle LU
www.arag-bau.ch
Tel. 058 710 00 00

Baumaschinen-Rent



		P-jaw			S-jaw			C-jaw		
		MK 18P	MK 23P	MK 28P	MK 18P	MK 23P	MK 28P	MK 18P	MK 23P	MK 28P
	kg.	780	1000	1425	650	1020	1310	760	1185	1400
A	mm.	750	850	905	410	515	520	690	815	850
B	mm.	720	780	820	485	545	560	750	800	815
C	mm.	300	300	360	100	120	130	110	130	130
D	mm.	465	485	590	330	380	440	320	350	415
	mm.	220	260	260	470	510	565	420	480	500
H2**	mm.	950	1065	1145	785	910	965	1010	1145	1185
X	t.	255	260	340	510	610	815	480	620	710
Y	t.	120	155	155	210	280	325	130	160	175
Z	t.	80	105	120	115	150	165	80	105	120
Ø max	mm.	40	45	50	55	65	70	45	50	55