



# English

## CUTTING EDGE TECHNOLOGY

For many applications, a smart solution  
**ER Range | ERC Range | ER-L Range | ADU Range**



# Working side by side

Transverse Drum Cutters are an excellent choice for rock or concrete wall and surface profiling, trenching, soft rock and frozen soil excavation and demolition.

Extremely **robust spur gears** for optimum energy transmission and maximum reliability



**QuickSnap** retaining system (ER 600–3000) for quick and easy pick changing

Large variety of cutting heads for various applications available

**Robust housing design** with HARDOX wear protection for higher uptime

Mechanical **360° rotatable bracket** (ER 50–3000) with central fixing bolt for easy positioning of the drum cutter

Optional static Pro Bracket (see page 6)

Adoptable high torque **radial piston motor** for higher productivity and motor lifetime

High load resistant **output shaft bearing system** with lubrication-free slide ring seal system

**Pick holder sleeves** (ER 650–5500) are replaceable

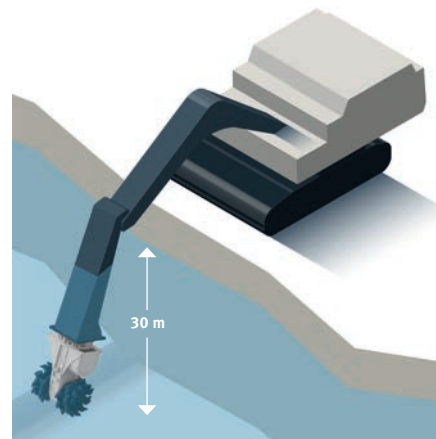


ER range		ER 40X	ER 50X	ER 50	ER 100X	ER 100	ER 250X	ER 250	ER 600
Carrier weight class <sup>1)</sup>	t	0.6–2	1–3	1–3	3–7	3–7	8–15	8–15	10–18
Service weight <sup>2)</sup>	kg	110	170	200	330	350	520	570	900
Product weight	kg	90	130	160	290	310	450	500	820
Nominal power	kW	13	18	18	30	30	45	45	65
<b>A</b>	mm	495	610	615	805	805	940	965	1,130
<b>B</b>	mm	400	400	500	500	610	600	685	795
<b>C</b>	mm	225	225	240	370	370	400	450	575
Rotational speed	rpm	130	150	150	115	115	90	90	80
Optimum oil flow <sup>3)</sup>	l/min	17–22	25–38	25–38	52–62	41–62	60–85	60–85	120–150
Max. torque <sup>4)</sup>	Nm	960	1,420	1,420	3,000	3,000	5,200	5,200	10,100
Max. cutting force <sup>4)</sup>	N	8,530	12,620	11,850	16,200	16,200	26,000	23,200	35,100
Pick shaft diameter	mm	11.4	11.4	15	20	20	20	22	25
Number of picks	pcs	40	40	56	44	64	44	44	48
Max. oil flow <sup>5)</sup>	l/min	40	60	60	90	90	100	100	170
Max. operating pressure	bar	350	350	350	350	350	350	350	350

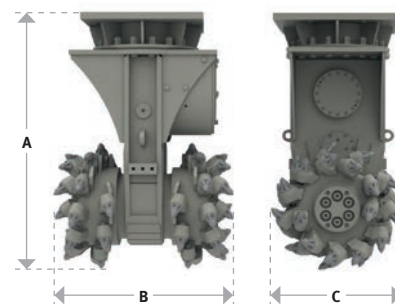
1) Weights apply to standard carriers only. Any variances must be agreed with Erkat and/or the carrier manufacturer prior to attachment.

2) Attachment with standard picks & average-sized adapter plate. 3) Various motor variants available per model. 4) at 350 bar 5) at 10 bar





Can be used up to 30 meters underwater without additional installation or modification.



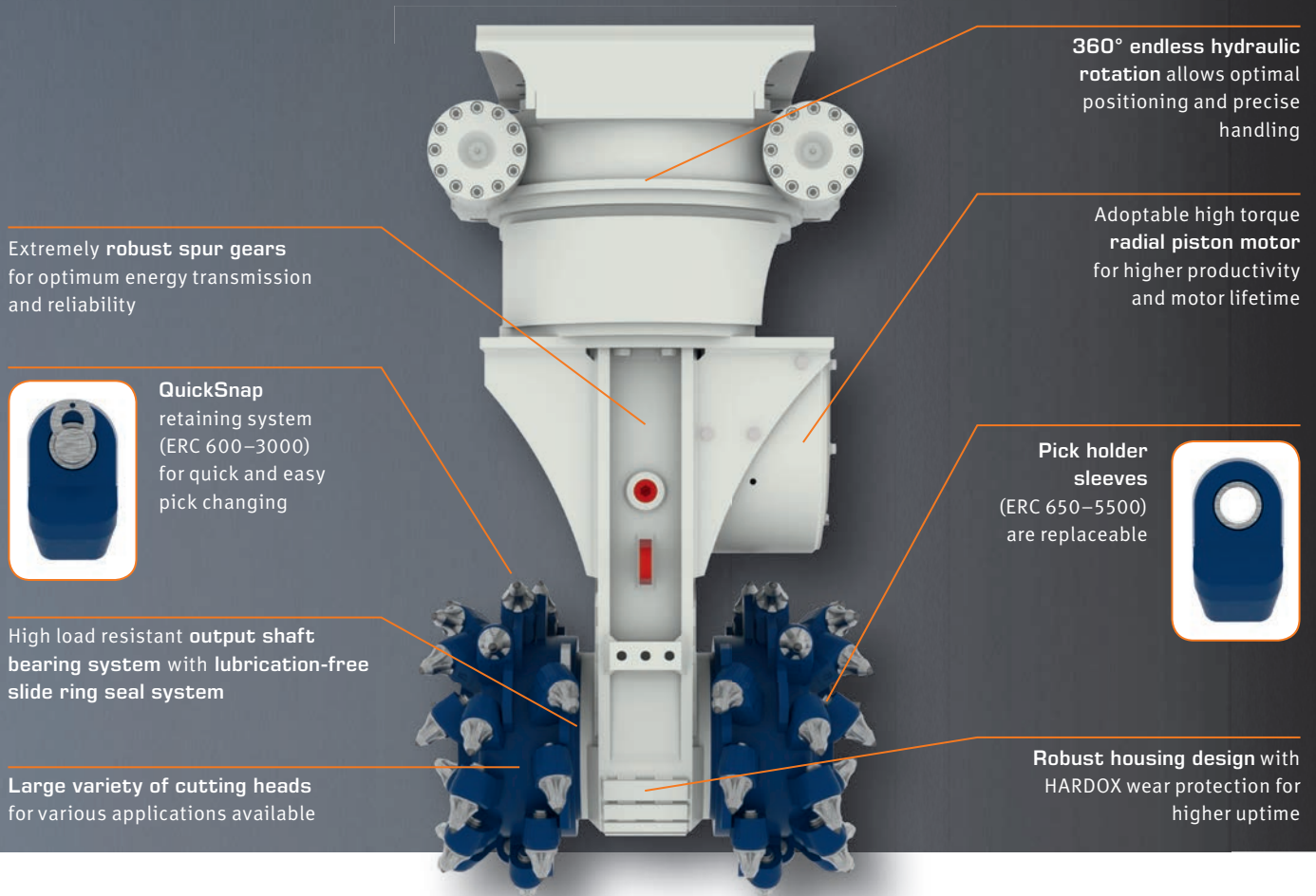
ER range		ER 650	ER 1500X	ER 1500XL	ER 1700	ER 2000X	ER 2000	ER 3000	ER 5500
Carrier weight class <sup>1)</sup>	t	15–25	20–40	20–40	30–50	35–50	35–50	50–70	70–125
Service weight <sup>2)</sup>	kg	1,200	2,000	2,100	2,450	2,700	2,900	4,000	7,000
Product weight	kg	1,000	1,750	1,850	2,200	2,400	2,600	3,500	6,000
Nominal power	kW	80	120	120	120	160	160	200	400
<b>A</b>	mm	1,250	1,425	1,425	1,425	1,600	1,600	1,650	1,970
<b>B</b>	mm	800	880	1,000	1,040	1,050	1,250	1,330	1,600
<b>C</b>	mm	585	720	720	720	720	720	805	920
Rotational speed	rpm	80	75	75	72	65	65	53	48
Optimum oil flow <sup>3)</sup>	l/min	140–190	205–300	205–300	290–360	300–390	300–390	350–450	700–950
Max. torque <sup>4)</sup>	Nm	12,400	23,400	23,400	27,900	31,500	31,500	46,800	111,500
Max. cutting force <sup>4)</sup>	N	42,400	65,000	65,000	77,500	87,500	87,500	116,300	242,400
Pick shaft diameter	mm	30	30	30	30	30	30	38–30	38
Number of picks	pcs	44	44	48	56	56	56	64	68
Max. oil flow <sup>5)</sup>	l/min	210	320	320	360	410	410	500	1,000
Max. operating pressure	bar	350	350	350	350	350	350	350	350

1) Weights apply to standard carriers only. Any variances must be agreed with Erkat and/or the carrier manufacturer prior to attachment.

2) Attachment with standard picks & average-sized adapter plate. 3) Various motor variants available per model. 4) at 350 bar 5) at 10 bar

# Cutting the competition

The integrated hydraulic rotation for our Drum Cutters allows for even more productive, precise and accurate work in challenging tasks.



ERC range		ERC 50	ERC 100	ERC 250	ERC 600	ERC 650	ERC 1500X	ERC 1500XL
Carrier weight class <sup>1)</sup>	t	1–3	3–7	8–15	10–18	15–25	20–40	20–40
Service weight <sup>2)</sup>	kg	340	530	950	1,280	1,760	2,700	2,800
Product weight	kg	300	490	880	1,200	1,560	2,450	2,550
Nominal power	kW	18	30	45	65	80	75	120
<b>A</b>	mm	795	1,085	1,325	1,500	1,665	1,870	1,870
<b>B</b>	mm	500	610	685	795	800	880	1,000
<b>C</b>	mm	240	370	450	575	585	720	720
Rotational speed	rpm	150	115	90	80	80	75	75
Optimum oil flow <sup>3)</sup>	l/min	25–38	41–62	60–85	120–150	140–190	205–300	205–300
Max. torque <sup>4)</sup>	Nm	1,420	3,000	5,200	10,100	12,400	23,400	23,400
Max. cutting force <sup>4)</sup>	N	11,850	16,200	23,200	35,100	42,400	65,000	65,000
Pick shaft diameter	mm	15	20	22	25	30	30	30
Number of picks	pcs	56	64	44	48	44	44	48
Max. oil flow <sup>5)</sup>	l/min	60	90	100	170	210	320	320
Max. operating pressure	bar	350	350	350	350	350	350	350
Max. oil flow (rotation) <sup>5)</sup>	l/min	10	10	30	30	40	40	40
Max. operating pressure (rotation)	bar	160	160	160	160	160	160	160

1) Weights apply to standard carriers only. Any variances must be agreed with Erkat and/or the carrier manufacturer prior to attachment.

2) Attachment with standard picks & average-sized adapter plate. 3) Various motor variants available per model. 4) at 350 bar 5) at 10 bar






ERC range		ERC 1700	ERC 2000	ERC 3000
Carrier weight class <sup>1)</sup>	t	30–50	35–55	50–70
Service weight <sup>2)</sup>	kg	3,240	3,600	5,700
Product weight	kg	2,990	3,300	5,200
Nominal power	kW	120	160	200
<b>A</b>	mm	1,855	1,970	2,220
<b>B</b>	mm	1,040	1,250	1,330
<b>C</b>	mm	720	720	805
Rotational speed	rpm	72	65	53
Optimum oil flow <sup>3)</sup>	l/min	290–360	300–390	350–450
Max. torque <sup>4)</sup>	Nm	27,900	31,500	46,800
Max. cutting force <sup>4)</sup>	N	77,500	87,500	116,300
Pick shaft diameter	mm	30	30	38–30
Number of picks	pcs	56	56	64
Max. oil flow <sup>5)</sup>	l/min	400	410	500
Max. operating pressure	bar	350	350	350
Max. oil flow (rotation) <sup>5)</sup>	l/min	40	40	60
Max. operating pressure (rotation)	bar	160	160	160

1) Weights apply to standard carriers only. Any variances must be agreed with Erkat and/or the carrier manufacturer prior to attachment. 2) Attachment with standard picks & average-sized adapter plate.

3) Various motor variants available per model. 4) at 350 bar 5) at 10 bar



# One machine – various applications

## Pro bracket – rigid bracket, flexible use

The rigid intermediate bracket offers guaranteed protection for the customer investment with the usual performance. The hydraulic hoses are fed out to the back, in the centre of the extension arm protection, are subjected to less mechanical strain and are therefore better protected during work with minimal visual contact with the drum cutter in particular. Available for ER 650 – ER 2000.



## HATCON – A new level of control

HATCON enables next level fleet management by monitoring operating hours, location and service intervals of your tools. Available for ER 100 – ER 5500.

## Breathe deeply with our dust extraction systems


### Water spraying system

The solution is to spray water directly onto the cutting head area so the water is applied at the actual location itself. Available for ER 40 – ER 5500.



### Dust suction hood

For indoor use where water spraying is not possible, we also offer small drum cutter models with a dust suction hood for dry dust collection. Available for ER 40 – ER 100.







### ER without drums

Our drum cutter allows high flexibility on site by changing just the cutting heads for different applications.


We also offer special solutions for extraordinary applications:

- Underwater Kits for applications up to 2,000 m depth
- Artic Kits for extreme low temperatures up to  $-50^{\circ}\text{C}$
- High temperature kits for working in hot environment such as in steel factories



### Standard cutting head


The standard cutting head covers the most common applications.



### Cutting wheel


For narrow trenches and targeted slots in rock, concrete or asphalt. Available for ER 50 – ER 3000<sup>1</sup>.

### Special heads



### Brush head

For cleaning surfaces such as steel plates, concrete walls and shotcrete walls. Available for ER 40 – ER 650.



### Profiling head

For a better surface finish such as for tunnel lining or diaphragm walls. Available for ER 250 – ER 3000.



### Wood cutting head

For wood and tree stump grinding. Available for ER 250 – ER 650.



### Mixing head

For soil mixing and conditioning in soft to medium hard grounds. Available for ER 600 – ER 2000.



### High production head

For soft rock mineral excavation. Available for ER 1500 – ER 5500.

<sup>1</sup> Also suitable for corresponding ERC models.

# Diggin' ditches

Axial Drum Cutters are designed for narrow trenching, pile head removal and gutter cleaning.




Robust housing for higher uptime

Adoptable high torque radial piston motor for higher productivity

Strong and robust output drive shaft with lubrication-free slide ring seal system for minimum downtime

Variety of cutting heads for various applications available

Cutting head can be replaced by drilling auger for soft rock drilling

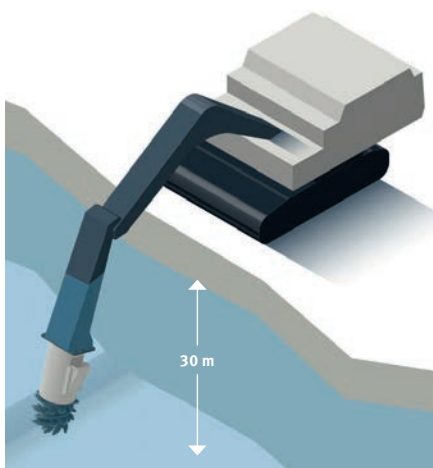


ER-L range		ER 100L	ER 250L	ER 400L	ER 450L	ER 600L
Carrier weight class <sup>1)</sup>	t	3–7	8–15	12–17	12–17	15–22
Service weight <sup>2)</sup>	kg	250	410	440	450	660
Product weight	kg	210	340	365	375	580
Nominal power	kW	30	45	65	65	65
<b>A</b>	mm	810	1,130	1,130	1,160	1,340
<b>B</b>	mm	310	355	355	380	550
<b>C</b>	mm	370	400	400	450	535
Rotational speed	rpm	110	90	80	80	80
Optimum oil flow <sup>3)</sup>	l/min	52–62	60–85	120–150	120–150	120–150
Max. torque <sup>4)</sup>	Nm	3,120	5,200	10,400	10,400	10,400
Max. cutting force <sup>4)</sup>	N	16,900	26,000	52,000	46,200	38,900
Pick shank diameter	mm	20	20	20	22	22
Number of picks	pcs	32	44	44	30	42
Max. oil flow <sup>5)</sup>	l/min	90	100	170	170	170
Max. operating pressure	bar	350	350	350	350	350

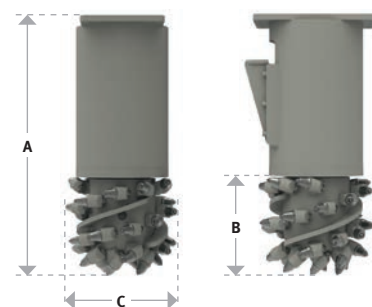
1) Weights apply to standard carriers only. Any variances must be agreed with Erkat and/or the carrier manufacturer prior to attachment.

2) Attachment with standard picks & average-sized adapter plate. 3) Various motor variants available per model. 4) at 350 bar 5) at 10 bar





Can be used up to 30 meters underwater without additional installation or modification.



ER-L range		ERL 700	ERL 1100	ER 1500L	ER 2000L
Carrier weight class <sup>1)</sup>	t	15–25	20–35	20–40	35–50
Service weight <sup>2)</sup>	kg	700	900	1,450	1,800
Product weight	kg	600	660	1,200	1,500
Nominal power	kW	70	120	120	160
<b>A</b>	mm	1,230	1,270	1,440	1,500
<b>B</b>	mm	390	430	590	600
<b>C</b>	mm	450	500	680	720
Rotational speed	rpm	75	75	75	65
Optimum oil flow <sup>3)</sup>	l/min	130–170	200–300	200–300	300–390
Max. torque <sup>4)</sup>	Nm	11,700	23,400	23,400	33,500
Max. cutting force <sup>4)</sup>	N	52,000	93,600	68,800	93,000
Pick shank diameter	mm	22	30	30	30
Number of picks	pcs	30	26	24	28
Max. oil flow <sup>5)</sup>	l/min	200	320	320	410
Max. operating pressure	bar	350	350	350	350

1) Weights apply to standard carriers only. Any variances must be agreed with Erkat and/or the carrier manufacturer prior to attachment.

2) Attachment with standard picks & average-sized adapter plate. 3) Various motor variants available per model. 4) at 350 bar 5) at 10 bar

# Know the drill

Based on our Drum Cutter technology, the auger drives are ideal for challenging soil and soft rock drilling operations.

**Compact housing design**  
for easy handling



**High torque radial piston motor**  
for higher productivity

**Strong and lubrication-free bearing system**  
for minimum downtime

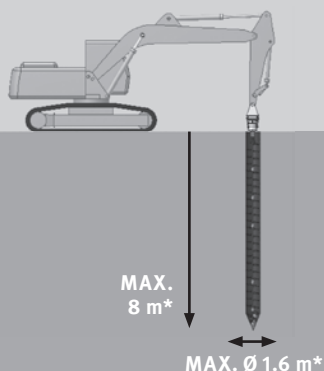
**Hexagonal adapter** available in  
different sizes (H)

**Quick auger exchange**  
for high flexibility

**Large variety of augers**  
for various applications available







\*Depending on ground conditions and model selection.

## Soil Classifications<sup>5)</sup>

	1	Topsoil
	2	Liquid Soil
	3	Soil easy to excavate
	4	Soil medium hard to excavate
	5	Soil hard to excavate
	6	Rock easy to excavate (max. 60 MPa) & similar soil
	7	Rock hard to excavate (max. 80 MPa)

Choice of drill bits for various ground conditions



ADU range		ADU 100	ADU 250	ADU 450	ADU 600	ERL 700	ERL 1100	ADU 1500	ADU 2000
Carrier weight class <sup>1)</sup>	t	3–6	8–15	8–17	14–22	15–30	18–35	18–40	30–50
Service weight <sup>2)</sup>	kg	280	420	445	750	800	1,090	1,370	2,050
Product weight	kg	240	350	370	670	700	850	1,120	1,750
Nominal power	kW	30	45	65	65	70	120	120	160
<b>A</b>	mm	900	810	810	1,260	1,090	1,090	1,200	1,250
<b>B</b>	mm	300	350	360	350	400	400	600	660
<b>H</b>	mm	80	80	80	80/120/160	80/120/160	80/120/160	80/120/160	120/160
Rotational speed	rpm	50–110	40–80	40–80	40–80	50–90	50–70	50–70	30–60
Optimum oil flow <sup>3)</sup>	l/min	30–60	40–75	75–150	75–150	105–170	200–300	200–300	200–360
Max. torque <sup>4)</sup>	Nm	3,120	5,200	10,400	10,400	11,700	23,400	23,400	33,500
Max. oil flow	l/min	90	85	170	170	200	320	320	400
Max. operating pressure	bar	350	350	350	350	350	350	350	350
<b>Recommended drilling capabilities</b>									
Max. drilling depth	mm	3,500	5,000	5,000	6,000	6,000	7,000	7,000	8,000
Max. drilling diameter (Soil class 1–3 <sup>5)</sup> )	mm	400	500	800	900	1,000	1,500	1,500	1,600
Max. drilling diameter (Soil class 4–5 <sup>5)</sup> )	mm	300	400	600	700	900	1,200	1,200	1,500
Max. drilling diameter (Soil class 6–7 <sup>5)</sup> )	mm	–	300	500	500	600	900	900	1,100

1) Weights apply to standard carriers only. Any variances must be agreed with Erkat and/or the carrier manufacturer prior to attachment.

2) Attachment with average-sized adapter plate. 3) at 200 bar. 4) at 350 bar. 5) according to DIN 18300.

**erkat** has a global network of experienced business partners including their own subsidiaries and distributors.  
For more information please contact [www.erkat.de](http://www.erkat.de)

# ARAG

## *Baumaschinen-Rent*

**ARAG Bau AG**

**Zinggen**

**6166 Hasle LU**

**[www.arag-bau.ch](http://www.arag-bau.ch)**

**Tel. 058 710 00 00**

This catalogue is used to describe our products and the accessories.  
The information contained in it does not imply any certified properties or indicate any suitability for certain or assumed purposes. Technical changes are reserved without prior announcement. We disclaim any liability arising from the illustrations and information in the catalogue and from all our representatives.

9864 0081 01 2020-03 Essen, Germany. Legal Notice © Copyright 2020, Construction Tools GmbH, Essen, Germany.

**erkat** | Anbaufräsen PC GmbH  
Ulmenstraße 3  
36469 Bad Salzungen OT Hämbach  
Germany

Phone +49 3695 85109-0  
Fax +49 3695 85109-99  
E-mail [info@erkat.de](mailto:info@erkat.de)  
Internet [www.erkat.de](http://www.erkat.de)



Powered by Epiroc