



LONG life  
high end  
ergonomic  
SAVING MONEY  
high IMPACT  
Energy  
created for you  
born to be  
wild  
economical



Get the **App:**  
BB Sma t an a



**BBG Scalers**  
**BBG Pneumatic spades**





# Select the product you need from our extensive range:















- Removal of interior, exterior and decor finery
- Removal of tiles in glue- and mortar bed
- Removal of all floor covers and glue remains


# D T S


- Breaking up masonry, concrete and screed
- Flaking of bitumen material and insulations
- Refurbishment of concrete- and sandstone walls
- Clean-up operations in rotary furnaces

### Legend

|   |                    |
|---|--------------------|
|  | D-handle           |
|  | T-handle           |
|  | Handle             |
|  | Open retainer cap  |
|  | Trigger protection |
|  | Light              |
|  | Vibration value    |
|  | Impact frequency   |
|  | Air consumption    |
|  | Impact energy      |


## BS5 L



 4,5  $\frac{m}{s^2}$

| Denomination | S a n i e | a t n o         |             |
|--------------|-----------|-----------------|-------------|
| BS5 LK       | S19 x 50  | 4-000-000-05138 | 4,8 bis 5,2 |
| BS5 LK Set   | S19 x 50  | 4-000-000-05047 | 4,8 bis 5,2 |


50,6  $\frac{1}{s}$




4,8 - 5,2

kg

5,0  $\frac{1}{s}$




## BS6



 4,5  $\frac{m}{s^2}$

| Denomination | S a n i e | a t n o         |     |
|--------------|-----------|-----------------|-----|
| BS6 K        | S19 x 50  | 4-000-000-03325 | 6,2 |
| BS6 K        | S19 x 50  | 4-000-000-03326 | 6,6 |
| BS6 K        | S19 x 50  | 4-000-000-03327 | 6,9 |
| BS6 FK       | S19 x 50  | 4-000-000-04926 | 6,8 |
| BS6 FK       | S19 x 50  | 4-000-000-04927 | 7,1 |
| BS6 FK       | S19 x 50  | 4-000-000-04928 | 7,4 |

50,6  $\frac{1}{s}$



6,2 - 7,4

kg

5,0  $\frac{1}{s}$



## BS9



 7,1  $\frac{m}{s^2}$

| Denomination | S a n i e  | a t n o         |      |
|--------------|------------|-----------------|------|
| BS9 TK       | S22 x 82,5 | 4-000-000-04929 | 12,8 |
| BS9 TK       | S22 x 82,5 | 4-000-000-04930 | 13,1 |
| BS9 TK       | S22 x 82,5 | 4-000-000-04931 | 13,5 |

26,6  $\frac{1}{s}$



12,8 - 13,5

kg

10,6  $\frac{1}{s}$







## READY TO USE.

Removal of interior, exterior and decor finery.  
Removal of tiles in glue- and mortar bed.  
Removal of all floor covers and glue remains.  
Breaking up masonry, concrete and screed.  
Flaking of bitumen material and insulations.  
Refurbishment of concrete- and sandstone walls.  
Clean-up operations in rotary furnaces.

## JUST WHAT YOU'RE LOOKING FOR.

No easy choice? No problem at all.  
Just give us a call!  
We will be happy to assist you -  
and help you find the product  
that best meets your needs!

Anything is possible -  
ask us about customized solutions!

## QUALITY TO GO, PLEASE!

Does quality matter to you?  
It does to us too! That is why  
we are ISO 9001-certified.

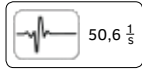
## ALWAYS IN TOP SHAPE.

Our hammers are always  
kept up-to-date, which means  
they comply with the provisions  
of the applicable Machinery Directive!





# S a e BS



S AN SI

S19 x 50



24 hours

Your delivery capability is important to us too, which is why we ensure that the parts you have ordered leave our warehouses within 24 hours!



| Denomination          |                  | BS K                 |
|-----------------------|------------------|----------------------|
| Weight                | kg               | 4,8 - 5,2            |
| Silencer              |                  | •                    |
| D-handle              |                  | -                    |
| T-handle              |                  | -                    |
| andle                 |                  | •                    |
| Trigger protection    |                  | •                    |
| Vibration reduced     |                  | -                    |
| Vibration value*      | m/s <sup>2</sup> | 4,5                  |
| Noise level           | dB(A)            | 103                  |
| Length                | mm               | 500 - 1200           |
| Piston diameter       | mm               | 22                   |
| Piston stroke         | mm               | 58                   |
| Impact frequency      | 1/s              | 50,6                 |
| Air consumption       | l/s              | 5,0                  |
| Operating pressure    | bar              | 6                    |
| Impact energy         | J                | 5                    |
| Power to weight ratio | W/kg             | 52,7 - 48,7          |
| Connection thread     |                  | -                    |
| Shank size            |                  | S19 x 50             |
| Retainer system       |                  | open retainer cap    |
| Suitable lubricator   |                  | SO 16, SO 16M, OR 40 |

\*The vibration levels were identified acc. to EN ISO 28927-10

## Easy on T S D T S

On a daily basis, the operator of an air hammer on a construction site is subject to vibrations.

### o ant e e i ation e e e

The upper air buffer decelerates the piston on the return stroke, preventing impact on the handle. In the lower buffer area, the idle impact energy is reduced which then substantially preserves the cylinder.



### T ea anta eto o

t ea ont eo e ato o t e  
amme an ont e amme it e



# S a e BS



D

## long life

*A customer came to the door wanting spare parts.  
For a BBG hammer.  
One he inherited from his father.  
Can that even happen? - It can at BBG!*

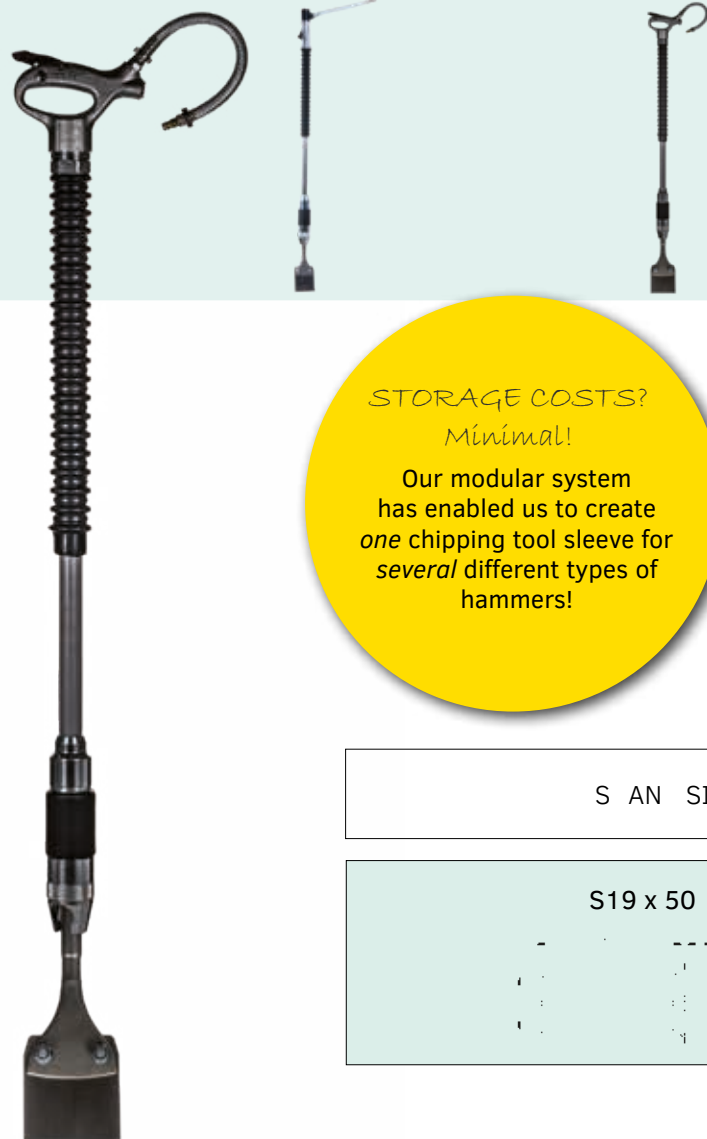
o a n a a m m e o o o o n

The handles on our hammers are forged from the highest quality special steels - guaranteeing strength and stability.

a i t m a e e n e  
BB a m m e o t e a e

| Denomination          |                  | BS K               | BS K               |
|-----------------------|------------------|--------------------|--------------------|
| Weight                | kg               | 6,2 / 6,6 / 6,9    | 6,8 / 7,1 / 7,4    |
| Silencer              |                  | •                  | •                  |
| D-handle              |                  | •                  | •                  |
| T-handle              |                  | -                  | -                  |
| andle                 |                  | •                  | -                  |
| Trigger protection    |                  | •                  | •                  |
| Vibration reduced     |                  | -                  | -                  |
| Vibration value*      | m/s <sup>2</sup> | 4,5                | 4,5                |
| Noise level           | dB(A)            | 103                | 103                |
| Length                | mm               | 890 - 1190         | 800 - 1100         |
| Piston diameter       | mm               | 22                 | 22                 |
| Piston stroke         | mm               | 58                 | 58                 |
| Impact frequency      | 1/s              | 50,6               | 50,6               |
| Air consumption       | l/s              | 5,0                | 5,0                |
| Operating pressure    | bar              | 6                  | 6                  |
| Impact energy         | J                | 5                  | 5                  |
| Power to weight ratio | W/kg             | 40,8 / 38,3 / 36,7 | 37,2 / 35,6 / 34,2 |
| Connection thread     |                  | NW10               | NW10               |
| Shank size            |                  | S19 x 50           | S19 x 50           |
| Retainer system       |                  | open retainer cap  | open retainer cap  |
| Suitable lubricator   |                  | S016, S016 M, OR40 | S016, S016 M, OR40 |

\*The vibration levels were identified acc. to EN ISO 28927-10



STORAGE COSTS?  
Minimal!

Our modular system  
has enabled us to create  
*one* chipping tool sleeve for  
*several* different types of  
hammers!



S AN SI

S19 x 50





# ne mati a e BS9



S AN SI

S22 x 82,5



D T S B ST

## Century?

In France of 1919, André Gustave Citroen founded one of the most important companies in the automotive industry.

At the same time, the first BBG hammers were being produced by the Gebrüder Böhler Co AG Company in its pneumatic hammers division!





| Denomination          | BS9 TK           |                      |
|-----------------------|------------------|----------------------|
| Weight                | kg               | 12,8 / 13,1 / 13,5   |
| Silencer              |                  | •                    |
| D-handle              |                  | -                    |
| T-handle              |                  | •                    |
| Trigger protection    |                  | •                    |
| Vibration reduced     |                  | -                    |
| Vibration value*      | m/s <sup>2</sup> | 7,1                  |
| Noise level           | dB(A)            | 105                  |
| Length                | mm               | 735 - 935            |
| Piston diameter       | mm               | 35                   |
| Piston stroke         | mm               | 130                  |
| Impact frequency      | 1/s              | 26,6                 |
| Air consumption       | l/s              | 10,6                 |
| Operating pressure    | bar              | 6                    |
| Impact energy         | J                | 34                   |
| Power to weight ratio | W/kg             | 70,6 / 69,0 / 66,9   |
| Connection thread     |                  | G3/4"                |
| Shank size            |                  | S22 x 82,5           |
| Retainer system       |                  | open retainer cap    |
| Suitable oiler        |                  | SO16, SO16 M<br>OR40 |

\*The vibration levels were identified acc. to EN ISO 28927-10

## world environment

is where our thoughts are. Protecting our environment and living sustainably is a vital part of our corporate philosophy. The construction of our company facilities enabled us to successfully introduce environmental compatibility while at the same time reducing costs by saving energy with heat recovery.

e o e i t o o an een i e e ia  
o e t o o ea t







i ato S S




*The automatic  
switch-off function*

... prevents the hammer  
from continuing in a dry  
operation on an empty  
oiler and stops a whip  
stroke from occurring  
in the case of a hose  
rupture.

Thanks to the automated operational  
pressure reduction with S016 M excessive  
strain of the hammer is no longer possible  
and work can always be done with the perfect  
degree of efficiency.



| Denomination                          |                                  | S                        | S                        | S               |
|---------------------------------------|----------------------------------|--------------------------|--------------------------|-----------------|
| Item no                               |                                  | 4-000-000-04678          | 4-000-000-04695          | 2-000-000-00579 |
| Weight                                | kg                               | 6,0                      | 6,2                      | 10,0            |
| Length                                | mm                               | 370                      | 440                      | -               |
| Oil capacity                          | l                                | 1,4                      | 1,4                      | 4,0             |
| Max operating pressure                | bar                              | 9,0                      | 9,0                      | 10,0            |
| Reducing valve, ad ustable            |                                  | -                        | •                        | -               |
| Lubricator legs                       |                                  | 1-000-000-84728          | 1-000-000-84728          | -               |
| Automatic power-off                   |                                  | •                        | •                        | -               |
| Air flow rate in the idle mode        | l/min at 5 bar<br>l/min at 6 bar | 3 400<br>4 000           | 3 400<br>4 000           | -               |
| Connection thread                     |                                  | G 1 , G 1 <sup>1/4</sup> | G 1 , G 1 <sup>1/4</sup> | -               |
| Connection thread with reducing valve |                                  | 2 x G1                   | 2 x G1                   | -               |

# Smooth

*A hammer works at its best if it is constantly lubricated.*

**at en e on tant amme i ation**

The innovative line lubricators S016 and S016 M from BBG are permanent lubricators that guarantee constant hammer lubrication.

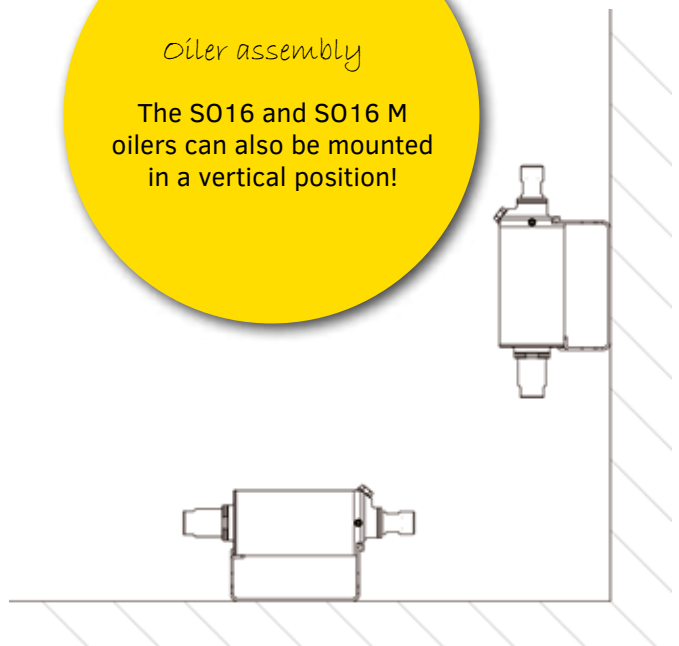
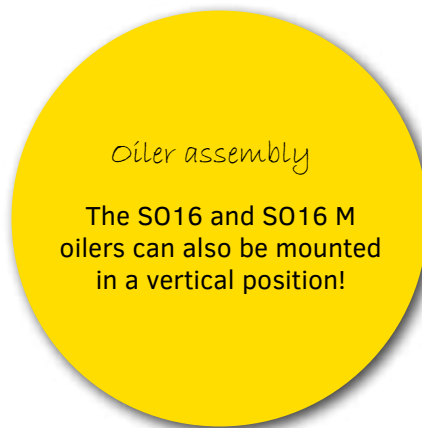
Thanks to an adjustable oil flow, these exceptional lubricators adapt to every weight class of hammers there is. The robust design guarantees an especially long service life!

S016 & S016 M:

**o ate o oi**  
in the default setting:

BM4 2,39 ml/h

BA13 3,64 ml/h

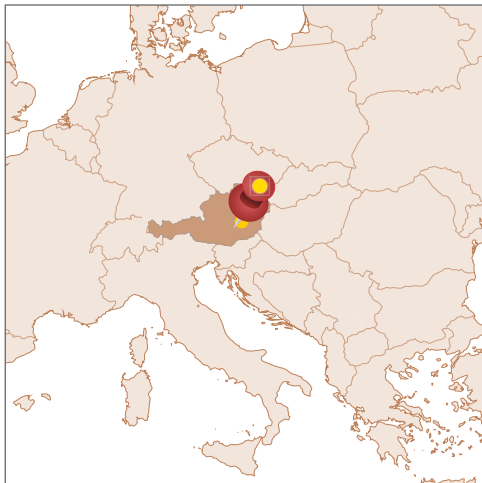




At your service.  
All over the world.







**o o ate ea a te**  
**Ka en e t ia**  
BBG Baugeräte GmbH





## Questions? t i e a a

Johann Pfeffer  
ingineer


Sales International  
j.pfeffer@bbg-gmbh.at

Udo Rademacher  
Graduate of Economics

Sales Germany  
u.rademacher@bbg-gmbh.at  
9 9 9

D B T

### Trigger protection?



nintentiona ta t



**BB Ba e te m**  
High-Tech-Park West 6 • A-8605 Kapfenberg  
office@bbg-gmbh.at • www.bbg-gmbh.at  
☎ +43 (0) 3862 / 304 - 0  
☎ +43 (0) 3862 / 304 - 910

### **ARAG Bau AG**

ARAG Bau AG, Zinggen, 6166 Hasle LU, Schweiz

**Jan Fehlmann**

eMail : jan.fehlmann@arag-group.ch

Mobil : +41 76 487 28 54